

Quick Start Guide

WE ARE READY TO HELP

support@sineaudio.com.cn




Learn More About Us!

Setting Up Videos:

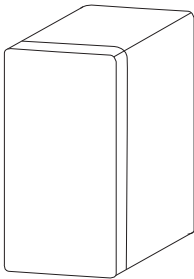
www.youtube.com/@Saiyin-Riowois



sineaudio.com.cn




On Wall Passive Speakers



Passive Speakers

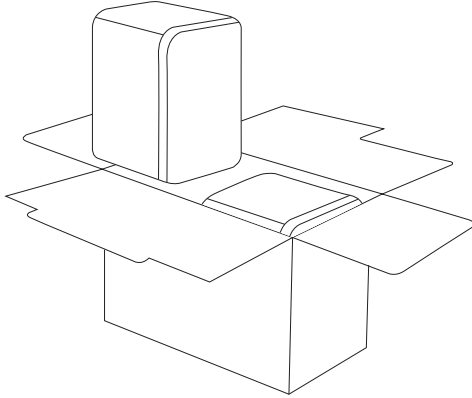


Center Channel Speaker

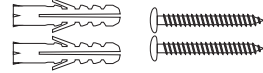


Passive Speakers


Step 1: Carefully Unpacking the Carton and Confirm that the following parts are Included



One Pair Passive Bookshelf Speakers



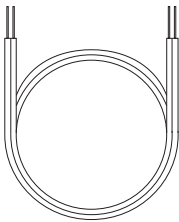
Wall Mount Kit



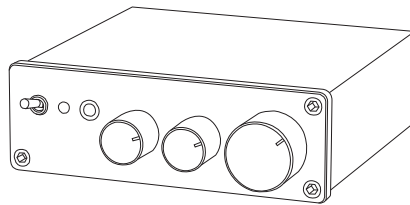
Quick Start Guide

Step 2: Amplifier or Receiver and Speaker Wire are Required

Caution! Please choose the appropriate amplifier or receiver according to the output power of your passive speakers

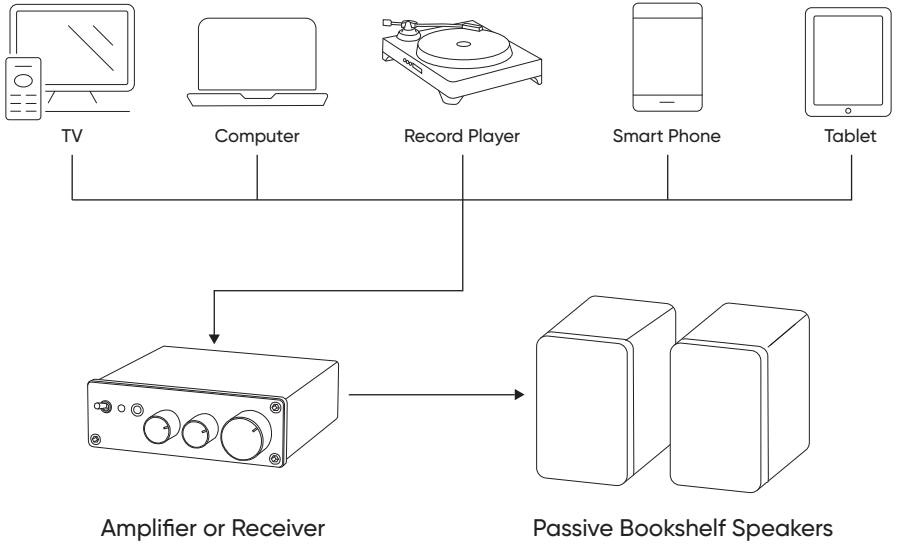


Speaker Wire (Not Include)
Recommend for 16-20 Gauge

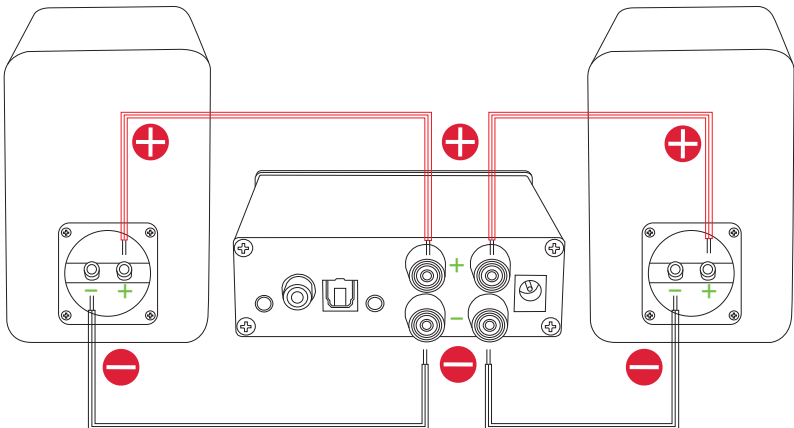


Amplifier or Receiver (Not Include)

Amplifier or Receiver is Required



Connecting the Passive Speakers with Amplifier via Speaker Wire



Speaker Placement in Surround Sound System

